

MICHIGAN STATE UNIVERSITY

Fall Semester 2017

Dear Baccalaureate Degree Candidate:

As a candidate for the baccalaureate degree, you are invited to participate in the fall commencement ceremony. This ceremony includes the conferral of degrees and individual recognition. Your family and friends are invited to this joyous occasion.

You **must wear academic apparel to participate** in your commencement ceremony, and, please, remain for the entire ceremony. Only graduating seniors are allowed in the assembly and seating areas.

Graduation is a time of celebration. Each and every graduating senior deserves full recognition. We ask you and your guests to be considerate and respectful as each graduating senior's name is read.

The Senior Class Council selects a Graduating Senior for each ceremony to deliver the student address. The deadline to submit your speech is Friday, October 20, 2017. Details follow.

For the safety and security of all of our commencement participants and guests, please follow these instructions:

ALL bags are subject to search. To avoid delays, we strongly recommend that bags are **NOT** brought into the Breslin Center.

NO food or liquids are to be brought into the Breslin Center.

Concessions will be open one hour before the ceremony and at least through the first hour of the ceremony at the Northeast entrance and at the Southeast entrance. A limited menu will include hot and cold beverages and some snack items.

Please use trash and recycle containers to assist us in remaining on schedule and preventing delays.

Please refer your family and other guests to the **Commencement website** at: www.commencement.msu.edu for information.

On behalf of the Commencement Committee, I congratulate you on your academic achievement and wish you continued success!

Sincerely,

John D. Gaboury Ed.D.
Associate Provost for Academic Services and Enrollment Management
Chairperson, Commencement Committee

BACCALAUREATE DEGREE COMMENCEMENT CEREMONIES

FALL SEMESTER 2017

Jack Breslin Student Events Center
534 Birch Road, East Lansing, Michigan 48824

Saturday, December 16, 2017

DOORS OPEN 1 hour 15 minutes before ceremony begins

Each ceremony is about **TWO HOURS**

NO ADMISSION TICKETS are required

10:00 a.m.–12:00 noon Ceremony

Doors Open: 8:45 a.m.

Assembly of Degree Candidates: 9:15 a.m.

Processional: 9:50 a.m.

Arts and Humanities (Residential)

Arts and Letters

Broad College of Business

Education

James Madison

Music

Social Science

2:00 p.m.–4:00 p.m. Ceremony

Doors Open: 12:45 p.m.

Assembly of Degree Candidates: 1:15 p.m.

Processional: 1:50 p.m.

Agriculture and Natural Resources

Communication Arts and Sciences

Engineering

Lyman Briggs

Natural Science

Nursing

Please note: Parking is limited in the area. Commencement traffic combined with students leaving for the winter break creates considerable traffic congestion. We encourage all attendees to use the **commencement shuttle bus service**. The buses are accessible, and there is no charge.

We ask for your cooperation in observing graduation etiquette. Any items visible and worn with your academic gown should be appropriate to the occasion and not detract from the recognition of your fellow graduating seniors. Do not wear flowers or decorative jewelry on your academic gown. Low-heeled shoes are recommended. Please silence cell phones, pagers, or other devices. Please be respectful as names are read, so that each and every graduating senior receives the proper recognition.

INSTRUCTIONS FOR GRADUATING SENIORS

Colleges will distribute NAME CARDS in late-November/early-December. Please bring your name card to the ceremony. Your name will be read as you cross the platform (the ramp in front of the stage). PHOTO CARDS are distributed at assembly (complete the photo card at assembly).

ASSEMBLY

Please bring your NAME CARD. Arrive for assembly 45 minutes before your ceremony begins (at 9:15 a.m. for the 10:00 a.m. ceremony and at 1:15 p.m. for the 2:00 p.m. ceremony). Enter the Breslin Center through the Service Tunnel/Drive on the south side and walk all the way down to the Arena level; or you may enter through any open entrance. Stairs are located near the Hall of History entrance. Take the stairs down to the Arena level. See the Breslin Center diagram (page 7).

Commencement staff in the Service Tunnel area will provide you with PHOTO CARDS. Follow the directional signs (by college) and line up behind your college sign.

Please have your guests hold coats and other belongings. Coats and any other belongings are not to be left unattended in the assembly area.

TASSELS: Wear tassels on the **RIGHT** side of your cap. Following the conferral of degrees, the President will ask graduates—en masse—to shift tassels to the left.

Carry your **name card** and **photo card** to the stage.

PROCESSIONAL

The processional begins at 9:50 a.m. (morning ceremony) and at 1:50 p.m. (afternoon ceremony).

The order of the processional:

1. University Mace
2. College Commencement Banner Carriers (graduating seniors selected by their colleges)
3. **BACCALAURATE DEGREE CANDIDATES** are lined up by college. Escorts lead candidates into the main arena and to seating in the bleachers
4. Faculty are escorted to seats on the Arena floor
5. Members of the Platform Party are escorted to the stage

ORDER OF CEREMONIES

1. Processional
2. President's Welcome
3. The Star-Spangled Banner
4. Moment of Silence
5. Conferral of Honorary Degrees
6. Commencement Keynote Address
7. Special Music
8. Board of Trustees' Greetings and Remarks
9. **GRADUATING SENIOR ADDRESS**
10. Senior Class Gift Presentation
11. Recognition of Members of the Platform Party
12. Presentation of Degree Candidates
13. Conferral of Degrees
14. Student Recognition
 - a) Board of Trustees Awards
 - b) Honors College
 - c) University High Honor or Honor
 - d) Study Abroad
15. Presentation of Diplomas
16. Congratulate Graduates
17. President's Concluding Remarks and Acknowledgment of Faculty and Families and Friends of Graduates
18. Alma Mater
19. Recessional

STUDENT SPEAKER

Senior Class Council will select two graduating seniors to deliver the student speech at the baccalaureate degree commencement ceremonies (one at the morning ceremony and one at the afternoon ceremony). Speeches are to be no longer than 4-5 minutes. If you are interested in representing the Class of 2017, please see the commencement website (www.commencement.msu.edu) for application and details. The deadline to submit your speech is **Friday, October 20, 2017**.

PRESENTATION OF DEGREE CANDIDATES AND CONFERRAL OF DEGREES

The Dean presents the college's degree candidates and invites them to rise. Degree candidates remain standing. After all Deans present their degree candidates, the President, joined by members of the MSU Board of Trustees, confers the degrees en masse and instructs degree recipients to shift tassels to the left. Following conferral of degrees and shifting of the tassels, the degree recipients are seated.

PRESENTATION OF DIPLOMAS

The Provost invites graduates to the platform. Escorts lead and then direct graduates to the platform. **Carry both your name card and photo card to the stage.** Each graduate's name is read. The President will present the token diploma to you after your name is read.

Professional photographers will provide at least one photo: as the President presents you the token diploma or the posed photo before you return to your seat.

RECESSIONAL

After the singing of the Alma Mater, the recessional proceeds as follows:

1. Platform Party
2. Faculty
3. Graduates

GRADUATES EXITING

Weather permitting, graduates will exit the Arena through the Service Tunnel/ Drive (south side of the Breslin Center). Weather not permitting, graduates will exit the arena and arrive at the Hall of History entrance, Concourse level.

Please arrange to meet your guests at alternate and less congested entrances (Northeast, Northwest, or Southwest), at the shuttle bus stop, or other locations.

For family and friends - please avoid the Hall of History entrance before and after the ceremony, because this is the most congested.

ACADEMIC APPAREL/ANNOUNCEMENTS

The bachelor's cap and gown package is \$48.00 plus sales tax. Visit the Official On-Campus Provider of Caps and Gowns, the Spartan Spirit Shop, in-store or on-line at:

<https://spartanspiritshop.msu.edu/graduation.html>. The last day to order online is Sunday, December 3, 2017.

Spartan Spirit Shop in the MSU Union Building
49 Abbot Road

With any questions about cap and gown, contact the Spartan Spirit Shop at:

capgown@msu.edu or 517-355-5116

Hours: Monday–Friday, 9:00 a.m.–7:00 p.m.; Saturday, 10:00 a.m.–6:00 p.m.; and Sunday, 12:00 noon–5:00 p.m.

Order **ANNOUNCEMENTS** at www.michiganstategrad.com.

Visit the <https://spartanspiritshop.msu.edu/graduation.html> for details about the fall semester's **GRAD FEST on Monday, October 16, 2017 and Tuesday, October 17, 2017**. There are discounts on cap/gown packages, announcements and other commencement-related items during this event.

In support of our commitment to sustainability, the baccalaureate degree cap and gown is manufactured using recycled materials. After participating in your commencement ceremony and taking photos at your favorite locations—**please recycle your gown**. You can return your gown to the Spartan Spirit Shop, MSU Union Building, 49 Abbot Road.

HONOR CORDS

Seniors graduating with honor (3.71) or high honor (3.89) will be notified by their colleges in late-November/early-December to pick up a gold honor cord. Wear your honor cord in the ceremony.

Graduation with honor is based on the entire academic performance at Michigan State. However, recognition of graduation with honor in the commencement program booklet is based on grade-point average of all work at MSU completed prior to the opening of the semester of graduation. Transfer students must earn a minimum of 50 semester credits at MSU to be eligible for graduation with honor or with high honor for recognition in the commencement program booklet.

www.reg.msu.edu/ROInfo/GradHonor/GraduationHonors.asp

PERSONS WITH DISABILITIES

GRADUATES WITH DISABILITIES

Please contact Heather Bailey at hbailey@msu.edu or 517-884-4957 **by Monday, November 20, 2017** with requests for accommodations. Requests made after that date will be met when possible.

GUESTS WITH DISABILITIES

The Breslin Center is a barrier-free facility. Wheelchair accessible areas are at the Concourse level (the level at which you enter). Persons unable to climb stairs and wheelchair users may be seated in these areas. We ask that one individual in your party be seated with the person requiring wheelchair accessible seating. In order to accommodate all who require seating in the wheelchair accessible areas, we ask that all other members in your party be seated in the general seating areas. Please arrive early so that accommodations may be met. Ushers will direct you to these areas.

There are a very limited number of wheelchairs available. They are available on a first-come, first-served basis at Guest Services, Hall of History entrance, Concourse level. You must leave a valid driver's license (or other valid picture id) to use a wheelchair. Wheelchairs are for transportation only—from the parking lot into the facility and to the seating areas. Please do not use wheelchairs for seating. Once you have transported your guest to seating, please return the wheelchair to Guest Services for others to use. Following the ceremony, you may use the wheelchair again. You must leave your driver's license again and return the wheelchair to Guest Services after use.

Assistive Listening Devices (Phonic Ear headsets and receivers) are available at Guest Services, Hall of History entrance, Concourse level. You must leave a valid driver's license or valid picture id to use the headsets. The Loop System is available in permanent seating areas.

Open captioning is available for the deaf or hard of hearing.

Sign Language Interpreters - Please contact Heather Bailey at hbailey@msu.edu or 517-884-4957 no later than Monday, November 20, 2017. Please provide your name, mailing address, the number of guests in your party, and contact information. Reserved seating tickets will be mailed. Please be aware that we may need to limit the number of tickets in order to accommodate all guest requests.

Other services available at Guest Services: first aid, lost and found, and information.

Early arrival is strongly suggested for those who have special accommodation needs and who are seeking barrier-free parking. The **DOORS OPEN** 1 hour 15 minutes early (at 8:45 a.m. for the morning ceremony and at 12:45 p.m. for the afternoon ceremony).

Barrier-free Parking is in the Breslin Center lot 63 East. Please enter from Shaw Lane. Parking in this area requires a valid Michigan (or other State's) Secretary of State-issued disability plate/placard. The hanging disability placard permits prompter admittance. Please see Breslin Center diagram below (or, on page 6).

If you do not have a State of Michigan (or other State)-issued disability parking placard or plate, you may **drop off** guests with mobility challenges on the north side of the Breslin Center (Kalamazoo Street). We ask that you do this as quickly as possible. Please see Breslin Center diagram below (or, on page 6).

Commencement Shuttle Service is strongly recommended. Buses are accessible. You will be dropped off on Kalamazoo Street (north side). Please see below: the Breslin Center diagram and the Campus Map indicating shuttle bus service and parking.

SHUTTLE BUS SERVICE AND PARKING

There is NO charge for the Commencement SHUTTLE BUS SERVICE. Commencement shuttle bus service is STRONGLY RECOMMENDED for participants and their guests.

Shuttle Buses are accessible.

Buses run every 15 minutes from 8:30 a.m.-5:00 p.m., from the following parking areas:

- **Ramp 5** - Trowbridge Road Access (at the Communication Arts and Sciences Building), stopping at the bus shelter in front of the ramp
- **Lot 79** - South side of Spartan Stadium, stopping on Shaw Lane for passengers

Additional Parking is available at the corner of Shaw and Harrison in Campus Lot 7, as well as surface lots 67 at Jenison Fieldhouse and lot 62W at the Intramural Building-West. Parking at the Breslin Center lot (lot 63 East and 63 West) is permit only.

Please see below: Breslin Center diagram and Campus Map with Shuttle Bus Service/Parking.

Barrier-free Parking is in the Breslin Center lot 63 East. Please enter from Shaw Lane. Parking in this area requires a valid Michigan (or other State's) Secretary of State-issued disability plate/placard. The hanging disability placard permits prompter admittance. Please see Breslin Center diagram below (or, on page 6).

If you do not have a State of Michigan (or other State)-issued disability parking placard or plate, you may **drop off** guests with mobility challenges on the north side of the Breslin Center (Kalamazoo Street). We ask that you do this as quickly as possible. Please see Breslin Center diagram below (or, on page 6).

VISITOR INFORMATION

For routes of access to MSU and Driving Directions, please see Routes of Access map below. For additional information about construction, overnight accommodations, and places to eat, please see our commencement website: (<http://commencement.msu.edu/visitors>).

COMMENCEMENT OFFICE

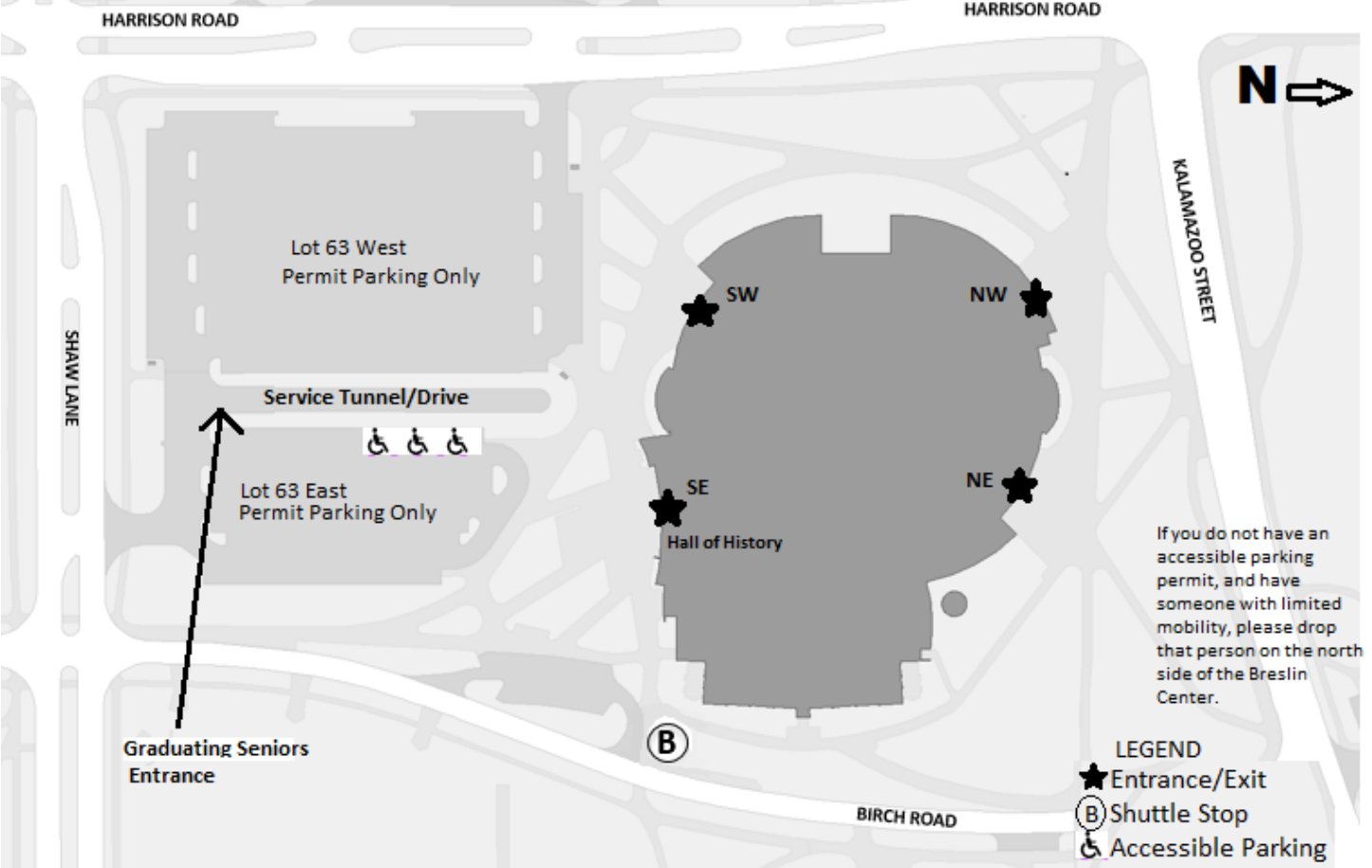
Email: commencement@msu.edu

Phone: 517-353-3993

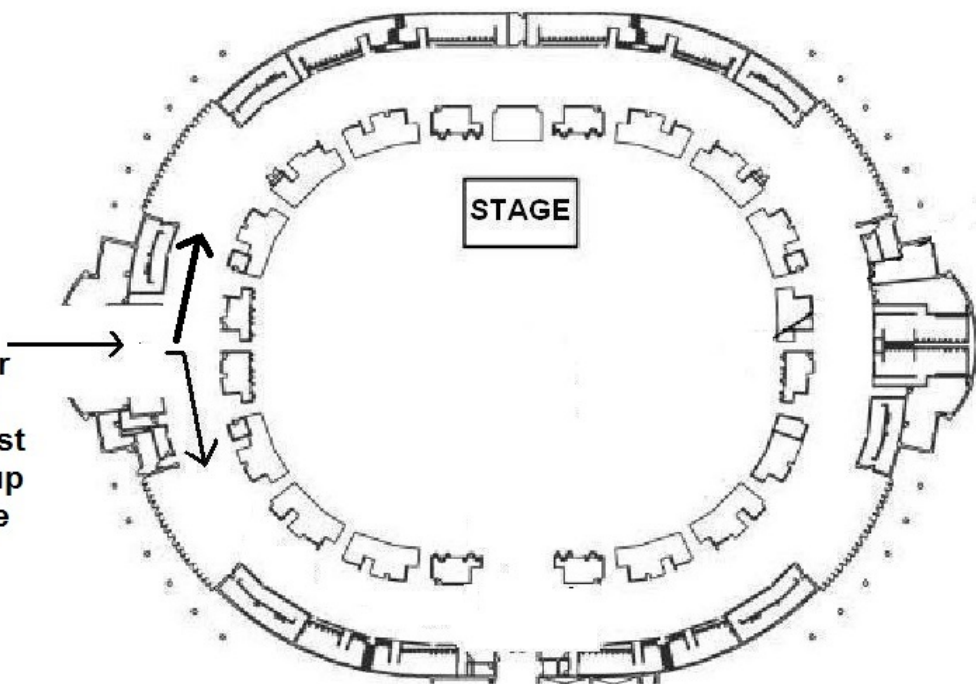
DIAGRAMS/MAPS

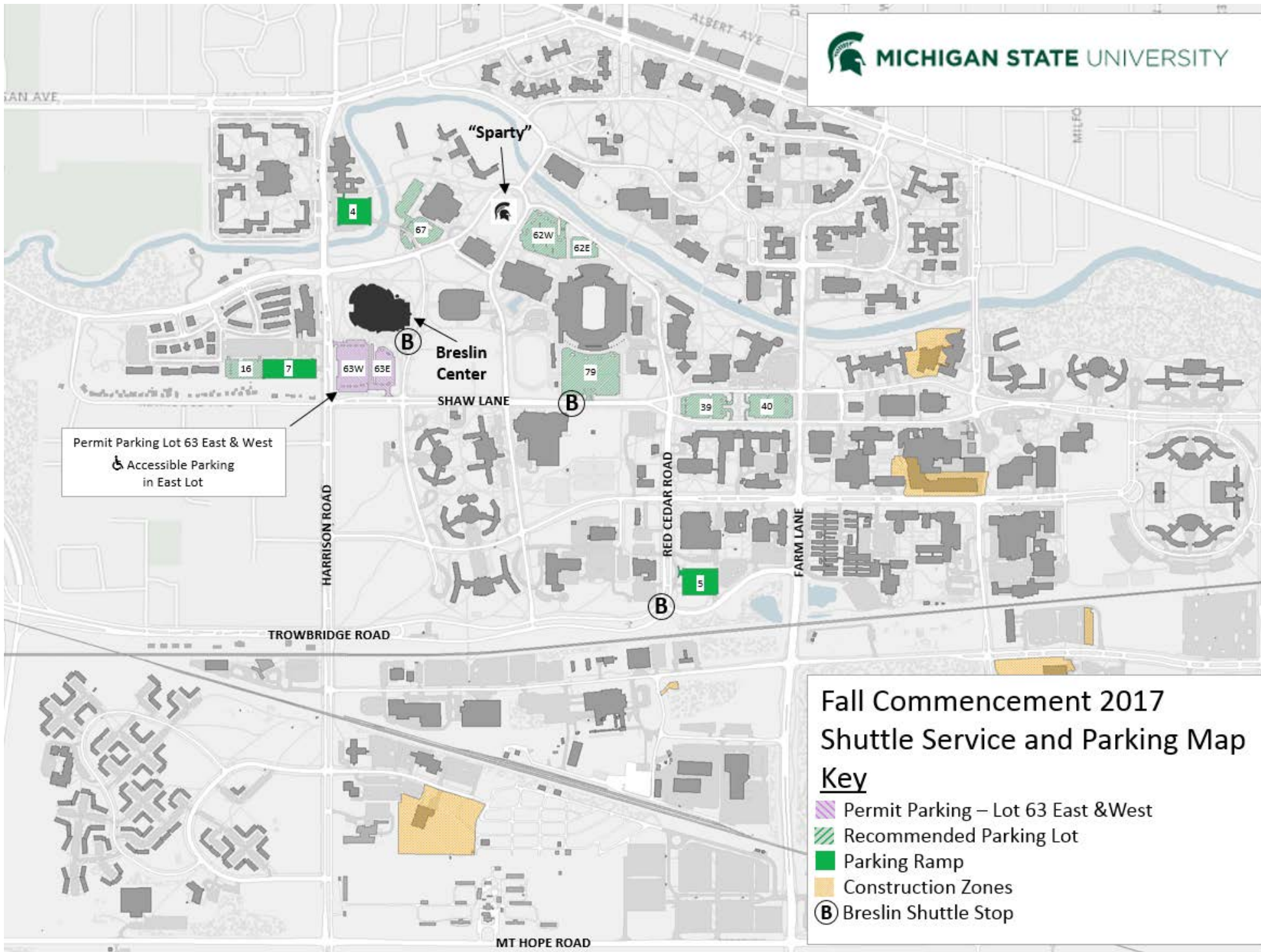
Breslin Student Events Center

Baccalaureate Degrees








Service Entrance (Arena level)
 Pick up a photo card. Check the sign for your college's processional line up location. At least two colleges will line up in the Service Entrance area.





Permit Parking Lot 63 East & West
 ♿ Accessible Parking
 in East Lot

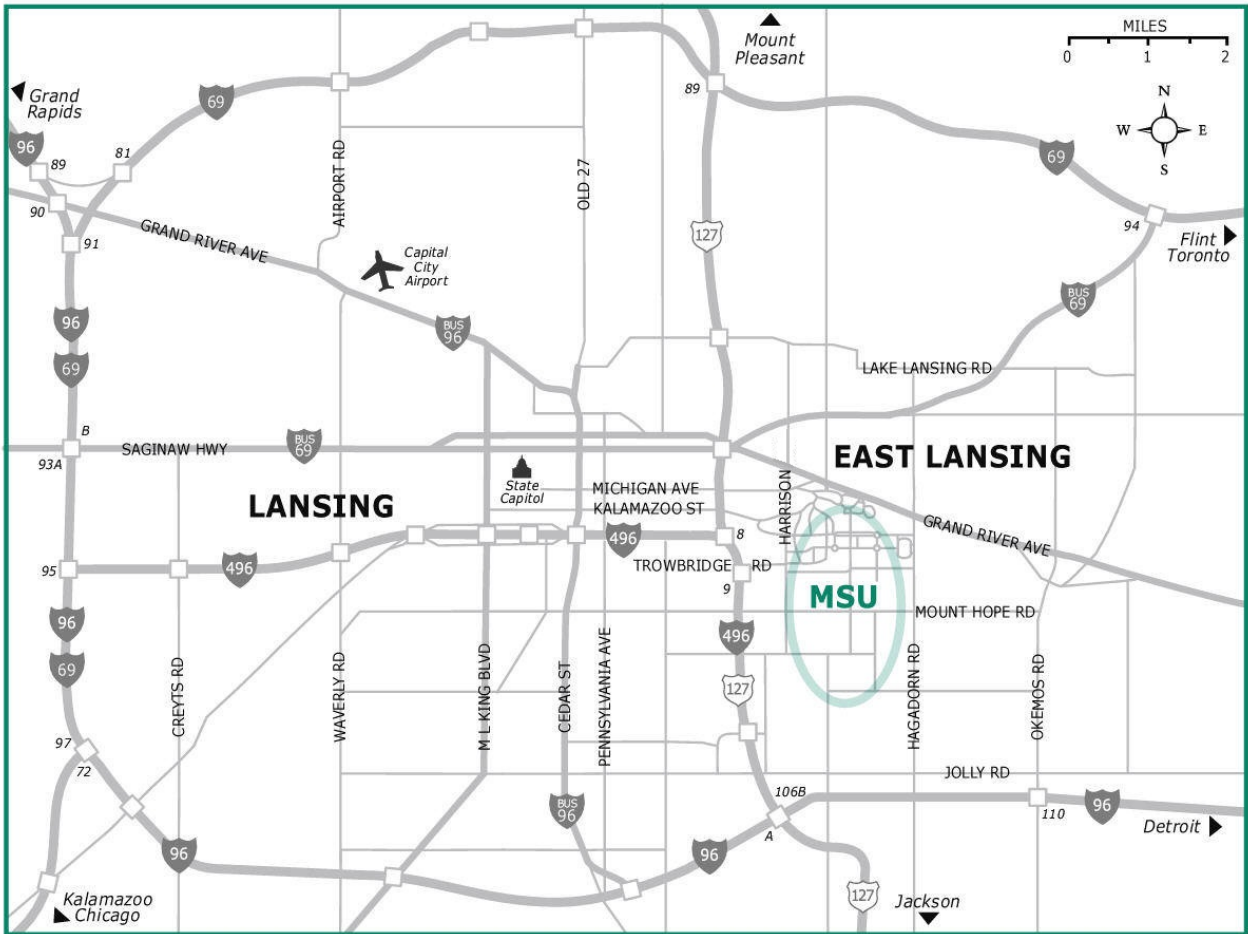
Fall Commencement 2017 Shuttle Service and Parking Map

- Key**
-  Permit Parking – Lot 63 East & West
 -  Recommended Parking Lot
 -  Parking Ramp
 -  Construction Zones
 -  Breslin Shuttle Stop

Routes of Access

LANSING AREA

MICHIGAN STATE UNIVERSITY



DRIVING DIRECTIONS TO MICHIGAN STATE UNIVERSITY

From Traverse City or Points North via I-75
 Proceed south on I-75 to US-127 near Grayling. Proceed south on US-127 to East Lansing. Take the Trowbridge Road exit. Follow Trowbridge Road east to Michigan State University.

From Detroit or Points East via I-96
 Proceed west on I-96 to northbound US-127; follow US-127 north to East Lansing. Take the Trowbridge Road exit. Follow Trowbridge Road east to Michigan State University.

From Grand Rapids or Points West via I-96
 Proceed east on I-96 to eastbound I-69. Proceed east on I-69 to southbound US-127. Take US-127 south to East Lansing. Take the Trowbridge Road exit. Follow Trowbridge Road east to Michigan State University.

From Flint or Points East via I-69
 Proceed southwest on I-69 to southbound US-127. Take US-127 south to East Lansing. Take the Trowbridge Road exit. Follow Trowbridge Road east to Michigan State University.

From Kalamazoo or Points South via I-96
 Proceed east on I-94 to northbound I-69. Take I-69 north to Lansing. Take I-496 east to the Trowbridge Road exit. Follow Trowbridge Road east to Michigan State University.

From Jackson or Points South via US-127
 Proceed north on US-127 to East Lansing. Take the Trowbridge Road exit and continue east to Michigan State University.