



**ADVANCED DEGREE CANDIDATES  
AND FAMILIES  
FALL SEMESTER 2009  
Friday, December 11, 2009  
Jack Breslin Student Events Center  
Assembly of candidates at 6:00 p.m.  
Processional at 6:50 p.m.  
Ceremony at 7:00 p.m.**

**Admission Tickets are NOT required.**  
The ceremony is **TWO HOURS.**

The ceremony includes the conferral of degrees and the **individual** recognition of candidates for the **doctoral degree, educational specialist degree and master's degree**. Your family and friends are invited. Please refer family and other guests to this website for information. **NO ADMISSION TICKETS** are required.

Large bags are subject to search. To avoid delay, please do not bring large bags to the commencement ceremony.

All advanced degree candidates must wear academic apparel in order to participate in the ceremony. Please be respectful as each graduate's name is read. It is important that each graduate is appropriately recognized and that the ceremony is not disrupted. Candidates participating in the ceremony should remain for the entire ceremony including the recessional.

**Doctoral Degree Candidates:** Doctoral candidates are hooded by MSU faculty. You may ask one MSU faculty member of your choice to hood you. Associate dean and other faculty representing the colleges will hood doctoral candidates with no accompanying faculty member. Please be sure your faculty member informs the dean's office that s/he is participating in the ceremony. The colleges will distribute instructions to faculty.

Congratulations on your achievement and we hope that you will participate in your commencement ceremony.

*To ensure that commencement exercises are enjoyable and memorable, we request your cooperation in observing rules of decorum. Any visible apparel worn with the academic gown should be appropriate for the occasion and should not detract from the recognition of your fellow graduates. Flowers and decorative jewelry are not to be worn on academic gowns. Low-heeled, comfortable shoes are recommended.*

**INSTRUCTIONS TO DOCTORAL, EDUCATIONAL SPECIALIST  
AND MASTER’S DEGREE CANDIDATES**

**ASSEMBLY.** Please report by 6:00 p.m. as directed below. Name cards and photo cards are distributed at assembly. Please see Breslin diagram below (page 5).

Please have your guests hold coats and other belongings. The University is not responsible for coats or other belongings left in the assembly areas. Children are NOT permitted on the arena floor or in any of the degree candidate assembly or seating areas.

**Master’s Degree candidates** assemble in the Arena at your college seating area. Enter the building at Gate B (southeast entrance). At Gate B take the stairs down to the service entrance area. Immediately proceed into the Arena and to your college seating area (bleacher seating).

**Educational Specialist Degree candidates** assemble in the Auxiliary Gym. Enter the building at Gate B (southeast entrance) and take the stairs down to the Mezzanine level. Exit at the Mezzanine level and proceed to the Auxiliary Gym.

**Doctoral candidates** assemble in the Auxiliary Gym. Enter the building at Gate B (southeast entrance) and take the stairs down to the Mezzanine level. Exit at the Mezzanine level and proceed to the Auxiliary Gym. Please line up at your college standard with the MSU faculty member hooding you. For candidates without an accompanying faculty member to hood you, faculty members of your college will be there to hood you.

**PROCESSIONAL.** The processional will begin at 6:50 p.m. and proceed in the following order:

Sect. I	Associate Deans leading Master's Degree candidates to the platform.
Sect. II	Candidates for Advanced Degrees: Alphabetically by college, Doctoral candidates and their faculty members, and then Educational Specialists.
Sect. III	Faculty not hooding.
Sect. IV	Platform Party.

**ORDER OF CEREMONIES**

1.	Processional	5.	Commencement Address	9.	Reading of Names and Presentation of Diplomas
2.	Star-Spangled Banner	6.	Special Music	10.	Alma Mater
3.	Moment of Silence	7.	Board of Trustees’ Remarks	11.	Recessional
4.	Conferral of Honorary Degrees	8.	Conferral of Degrees		

## CONFERRAL OF DEGREES AND PRESENTATION OF DIPLOMAS

**Tassels:** *Master's candidates wear tassels on the RIGHT side of the cap and move left en masse after conferral of degrees. All other candidates wear tassels on the LEFT.*

*Following conferral of degrees, candidates are led to the platform where your **NAMES ARE READ**, the president presents the diploma and photos are taken.*

**PHOTOS** *are taken of graduates 1) as the President presents you the token diploma, and 2) an additional posed photo before you return to your seats.*

**Doctoral Degree:** Candidates rise at the invitation of the Dean of The Graduate School. The Dean directs hooding of candidates. Candidates are hooded at their seats by their faculty members. The President confers the degree. Recipients are seated. After conferral of the degree, recipients are escorted to the platform. Each candidate's name is read. The President presents the token diploma. Degree recipients are directed back to their seats.

**Educational Specialist Degree:** Candidates rise at the invitation of the Dean of The Graduate School. The President confers the degree. After conferral of the degree, recipients are escorted to the platform. The candidate's name is read. The President presents the token diploma. Degree recipients are escorted back to their seats.

**Master's Degree:** Candidates rise at the invitation of the Dean of your College and remain standing until all Master's degree candidates are presented. The President confers the degree en masse. Recipients are seated. Recipients are escorted to the platform. The candidate's name is read. The President presents the token diploma. Degree recipients are escorted back to their seats.

**RECESSIONAL.** After singing of the Alma Mater, the recessional takes place in the following order:

- I: Platform Party
- II: Ph.D.'s with MSU Faculty hooders, Educational Specialists, and Faculty not hooding
- III: Master's

**ACADEMIC APPAREL.** Spartan Spirit Shop, MSU Union Building 1-517-355-5116 or [capgown@msu.edu](mailto:capgown@msu.edu). Store hours: Monday - Friday, 9:00 a.m. - 7:00 p.m.; Saturday, 10:00 a.m. - 6:00 p.m.; and Sunday, 12:00 noon - 5:00 p.m. Please contact Spartan Spirit Shop with questions about academic apparel. You may purchase personalized ANNOUNCEMENTS, diploma frames and other graduation-related items at the Spartan Spirit Shop; website [http://www.hfs.msu.edu/union/shop/spartan\\_spirit/commencement\\_connection.html](http://www.hfs.msu.edu/union/shop/spartan_spirit/commencement_connection.html).

**Doctoral:** Reservations for rented academic apparel are being taken through the Spartan Spirit Shop. A \$15.00 LATE FEE WILL APPLY AFTER THE DEADLINE (Sunday, November 15). Reservations of rental apparel cannot be made after Wednesday, November 25. Payment in full is necessary to reserve apparel. There will be NO REFUNDS AFTER ORDERS ARE PLACED.

Pick-up of rental doctoral academic is the week of commencements. Details are available through the Spartan Spirit Shop or Commencement Connection website above.

Following the ceremony, you may return rental academic apparel at your assembly location (Auxiliary Gym); or please return rental to the Spartan Spirit Shop, MSU Union Building by Monday, December 14, 2009.

**Master's:** Purchase keepsake academic apparel at the Spartan Spirit Shop, MSU Union Building.

## **PERSONS WITH DISABILITIES**

**Graduates with Disabilities.** Please contact Betsy White at [whitebe@msu.edu](mailto:whitebe@msu.edu) or 1-517-353-9900 by Monday, November 23 with requests for special accommodations. Requests made after that date will be met when possible.

**Guests with Disabilities.** The Breslin Center is a barrier-free facility. Wheelchair seating is at the Concourse level. Persons unable to climb stairs may be seated in these areas. Ushers will direct guests to these seating areas. One member of your party may be seated with the person requiring wheelchair seating. In order to accommodate all who require wheelchair seating, we ask that other members of your party be seated in the general seating areas. The Phonic Ear, for guests requiring sound amplification, is available at Guest Services, Gate B, Concourse level. Other services available at Guest Services: wheelchairs (for transportation only and requires identification be left during use), first-aid, lost and found, and information and referrals. Please arrive early so that accommodations are met.

An interpreter for the hearing-impaired will be on the platform. Please contact Betsy White at [whitebe@msu.edu](mailto:whitebe@msu.edu) or 1-517-353-9900 for reserved seating tickets for individuals requiring an interpreter. Provide number needed, name and mailing address, and contact information. Numbers of tickets may be limited in order to accommodate as many requests as possible.

## **SHUTTLE BUS SERVICE AND PARKING**

**COMMENCEMENT SHUTTLE BUS SERVICE** to the Breslin Center from selected lots is provided without charge. See page 6.

**We strongly recommend that graduates and guests use the shuttle bus service.** Shuttle buses will be in service 5:30-10:00 p.m., running every 15 minutes from:

- Lot #89 (commuter lot at the NW corner of Mt Hope Rd and Farm Lane).
- Ramp 5 (NE corner, at Trowbridge Rd and Red Cedar Rd (at the Communication Arts and Sciences Building)), stopping in front of the ramp to pick up passengers.
- Lot #79 south of the Spartan Stadium, bus stop on Shaw Lane.

Shuttle buses are accessible. Please see shuttle service diagram below; or Shuttle Service Diagram.

**Barrier-Free Parking.** Located in Breslin Center lot #63 (EAST SIDE OF THE SERVICE DRIVE/TUNNEL). Please enter from Shaw Lane. Parking in this area is permitted to those with a State-issued disability plate or placard. See Breslin Center diagram below (page 5).

**Additional Parking.** Lot #75 and #66A at the SW corner of Harrison Road and Kalamazoo Street; lot #67 at Jenison Fieldhouse; or lot #62 at the Intramural Building-West.

Parking at the Breslin Center lot (lot #63) is by permit only.

**DRIVING DIRECTIONS TO MICHIGAN STATE UNIVERSITY.** Please see below or visit <http://maps.msu.edu/>.

**FOOD AND LODGING.** Please visit <https://www.msu.edu/~acadevnt/commencement/visitorinfo.htm>.

*Graduates, your diplomas will be mailed approximately one month after the end of the semester of your graduation. A complimentary copy of your transcript will be enclosed.*

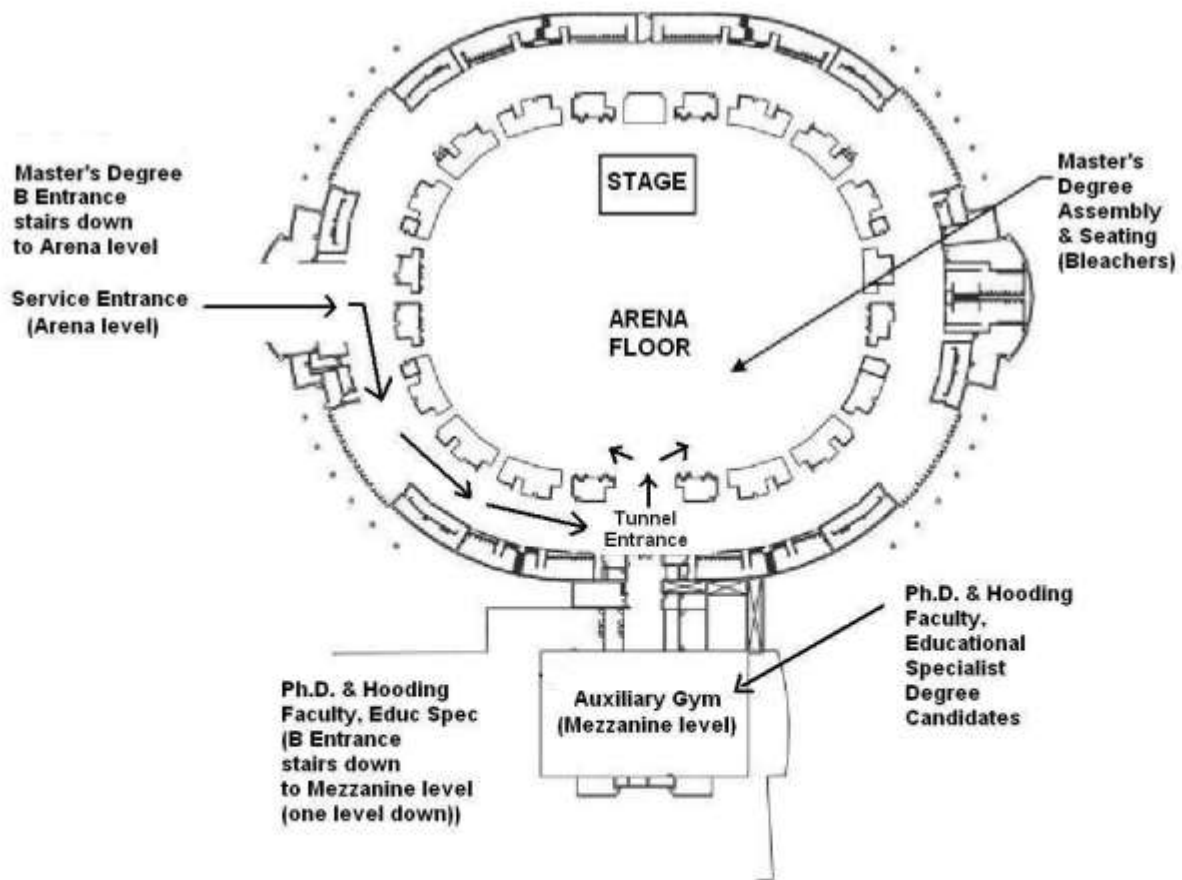
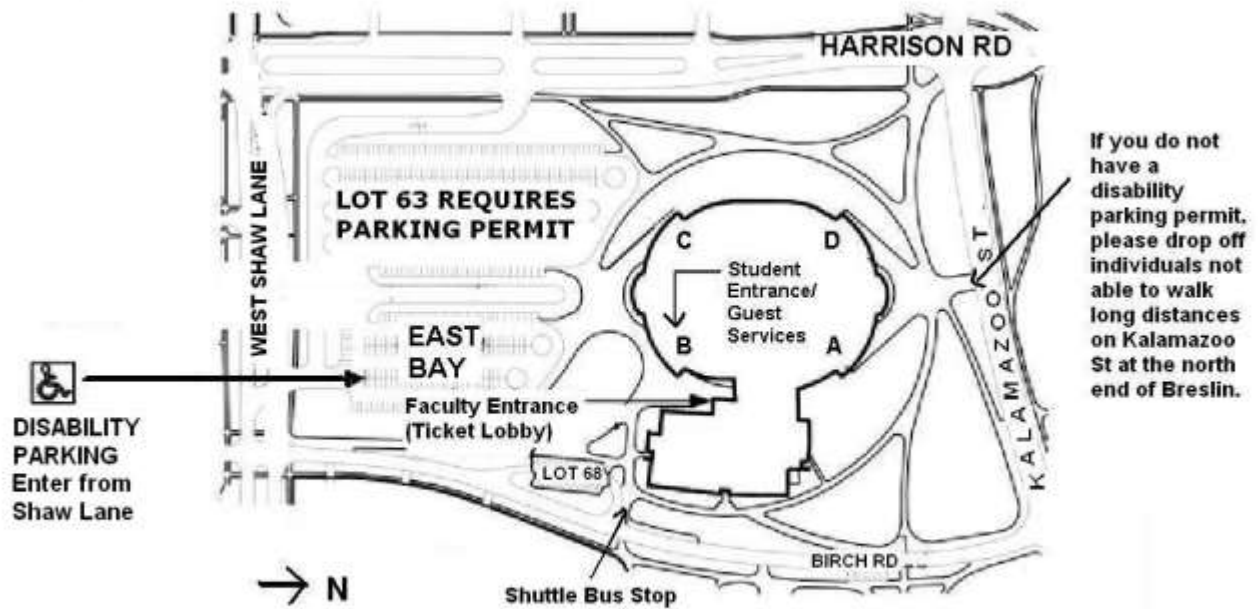
## **COMMENCEMENT OFFICE**

[acadevnt@msu.edu](mailto:acadevnt@msu.edu)

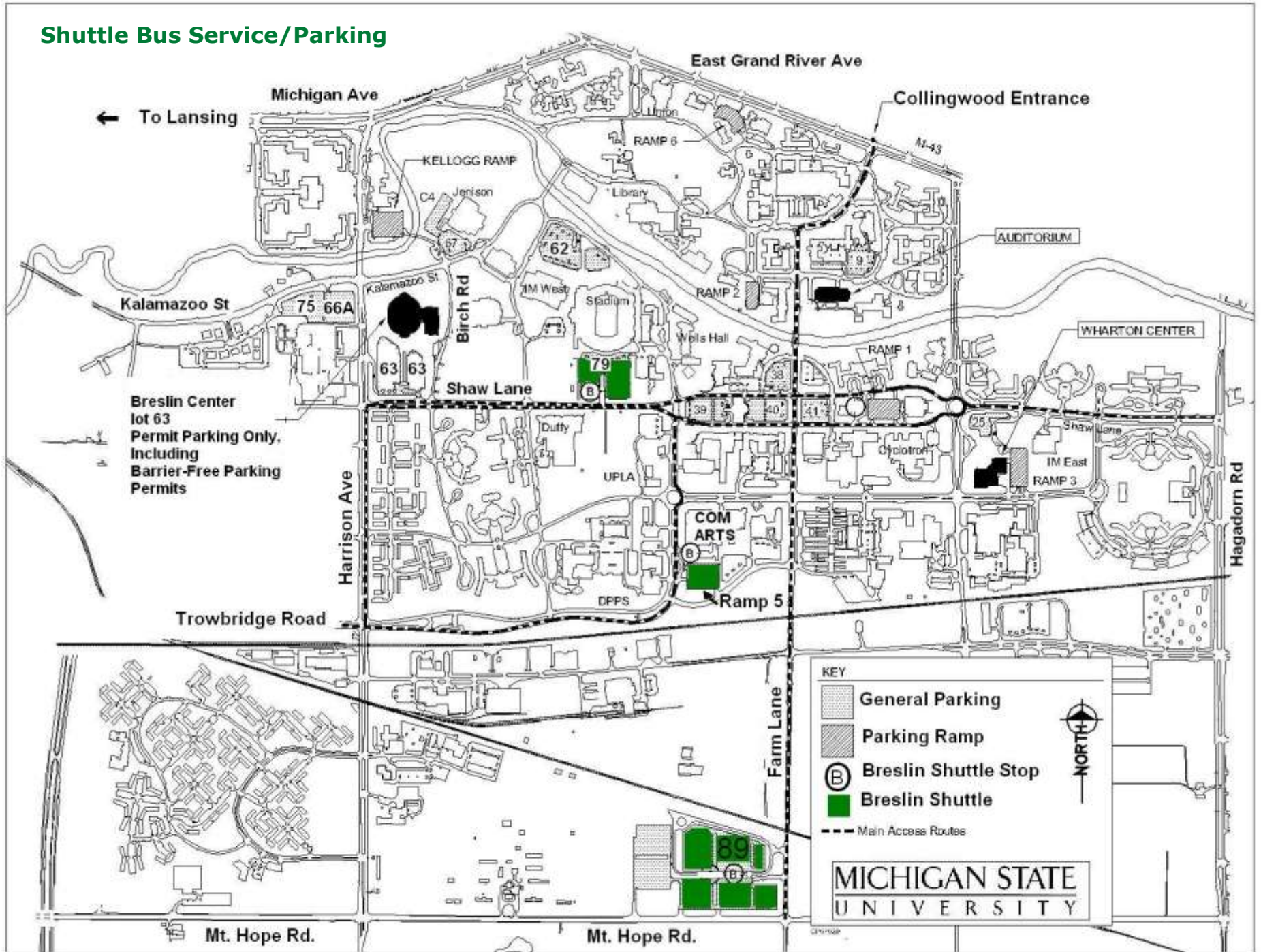
1-517-353-3993

**BRESLIN STUDENT  
EVENTS CENTER**

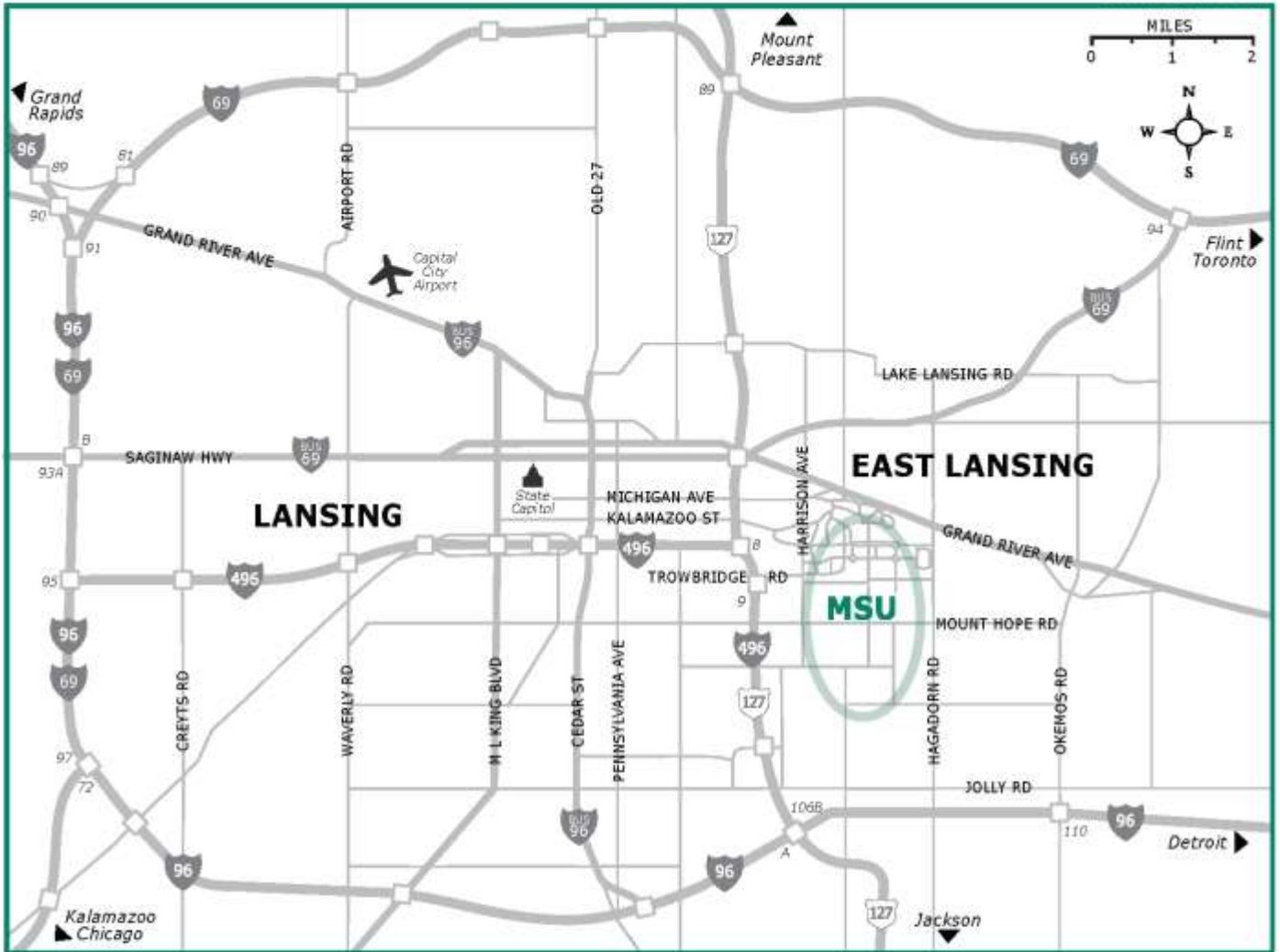
Advanced Degrees



# Shuttle Bus Service/Parking



# LANSING AREA



## DRIVING DIRECTIONS TO MICHIGAN STATE UNIVERSITY

### From Traverse City or Points North via I-75

Proceed south on I-75 to US-127 near Grayling. Proceed south on US-127 to East Lansing. Take the Trowbridge Road exit. Follow Trowbridge Road east to Michigan State University.

### From Detroit or Points East via I-96

Proceed west on I-96 to northbound US-127; follow US-127 north to East Lansing. Take the Trowbridge Road exit. Follow Trowbridge Road east to Michigan State University.

### From Grand Rapids or Points West via I-96

Proceed east on I-96 to eastbound I-69. Proceed east on I-69 to southbound US-127. Take US-127 south to East Lansing. Take the Trowbridge Road exit. Follow Trowbridge Road east to Michigan State University.

### From Flint or Points East via I-69

Proceed southwest on I-69 to southbound US-127. Take US-127 south to East Lansing. Take the Trowbridge Road exit. Follow Trowbridge Road east to Michigan State University.

### From Kalamazoo or Points South via I-69

Proceed east on I-94 to northbound I-69. Take I-69 north to Lansing. Take I-496 east to the Trowbridge Road exit. Follow Trowbridge Road east to Michigan State University.

### From Jackson or Points South via US-127

Proceed north on US-127 to East Lansing. Take the Trowbridge Road exit and continue east to Michigan State University.